

Valencia™ Elite Square Corner Pivot Shower - 1200 x 900mm

The Valencia Elite 1200mm Corner Pivot Shower combines exceptional performance with ease of installation. Beautifully engineered, this shower is available in a range of finishes and wall options. The enclosure features a fully reversible door boasting 6mm toughened safety glass with Englefield CleanLess® glass treatment. The Quick-Fit low profile tray features an ultra high 40mm upstand for maximum watertightness, ensuring long lasting performance.



Note: Tapware and accessories illustrated in photography are not included

Shower Options

Frame: White, Polished Silver, Satin Silver.
Size: 1200x900mm.
Wall: Corner Contour Plus, Flat or Tile Option.
Tray: Centre waste.
Height: 2000mm (1930mm without tray).

Material/Finish

Frame - powder coated aluminium (white)
 - anodised aluminium (polished silver, satin silver)
 Wall - Duracryl acrylic
 Tray - fibreglass reinforced acrylic
 Glass door & side panel - 6mm toughened safety glass (AS/NZS 2208 compliant) with Englefield CleanLess® glass treatment.

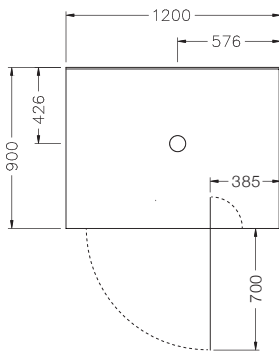
Included Components

Valencia Elite Door and Return. Flat or moulded wall (NOTE: Tile option does not include acrylic wall or tiles). Acrylic wall finishing strips. Quick-Fit Low Profile Tray. Chrome Easy Clean Trap (NZ) or Hi-Flow Waste (Aus). Adhesive and Sealant pack (NZ).

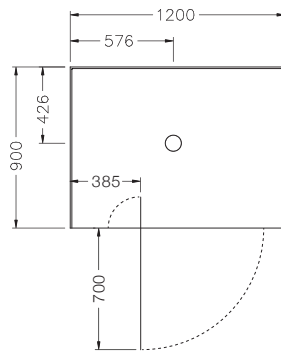
Optional Accessories

Hi-Flow Waste Outlet.

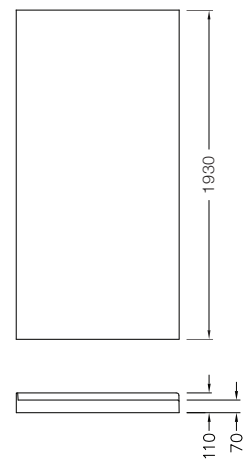
1200 x 900 (Left Hand)



1200 x 900 (Right Hand)



Front View (Generic)



Product Codes

1200 x 900mm	White		Polished Silver		Satin Silver	
	LH	RH	LH	RH	LH	RH
Corner Contour Plus Wall	706735A-0	706734A-0	706735A-SHP	706734A-SHP	706735A-SS	706734A-SS
Flat Wall	706737A-0	706736A-0	706737A-SHP	706736A-SHP	706737A-SS	706736A-SS
Tile Wall	706809A-0	706808A-0	706809A-SHP	706808A-SHP	706809A-SS	706808A-SS



Trusted in New Zealand Since 1982

New Zealand

133 Diana Drive, Glenfield, Auckland, NZ
 PO Box 100-146 NSMC, Auckland, 0745
 Ph: 0800 100 382 Fax: 0800 66 44 88
www.engefield.co.nz

Australia

PO Box 154, Clifton Hill, Vic 3068
 Ph: 1800 ENGLEFIELD (1800 364 533)
www.engefield.com

All measurements shown are in millimetres. Sizes are approximate.

July 2019
 1381754-A04-C